

**Warewashing**  
**Undercounter, atmospheric boiler,**  
**double skin, drain pump, det&rinse aid**  
**disp, 720d/h - Wine line**

ITEM # \_\_\_\_\_

MODEL # \_\_\_\_\_

NAME # \_\_\_\_\_

SIS # \_\_\_\_\_

AIA # \_\_\_\_\_


**502721 (ELAI3GWL)**

Undercounter Dishwasher  
 with atmospheric boiler,  
 double skin, built-in drain  
 pump, detergent and rinse  
 aid dispensers, 3 phase,  
 720d/h - Wine line

### Short Form Specification

#### Item No. \_\_\_\_\_

Unit shall be green&clean undercounter type hot water rinsing dishmachine using rack dimension of 500\*500mm which is designed specifically for wine bar. Electrical characteristics to be 400 volts three phase 50Hz operation, convertible to single phase on-site. Washing performance is ensure by a powerful wash pump, large capacity wash tank, upper and lower revolving spray arms. Soft start wash pump to avoid accidental breakage of crystal wares. Constant rinse temperature and pressure guaranteed by built-in atmospheric boiler and rinse booster pump. Three automatic cycles for different type of wares. Double skin insulated, counter-balance door. Double skin cabinet. Pressed wash tank with round corners. 304 AISI stainless steel construction to include door, external panels, frame, wash tank, tank filters, wash arms and rinse arms. The unit shall include drain pump, detergent and rinse aid dispenser pumps and is equipped with electric cable.

### Main Features

- Incorporated Soft Start feature to offer additional protection to more delicate items.
- Washing system endowed with rotating washing arms, high powered wash pump and large capacity boiler for professional washing.
- 4 second (variable) pause after washing and before rinsing ensures that no drops of unclean water will fall on the clean items at the end of the rinsing cycle.
- Fully automatic self-cleaning cycle avoids the risk of bacteria proliferation.
- Simple control panel with digital display allows on-site personalization of washing and rinsing cycle times and temperatures as well as precise rinse aid and detergent quantities to suit customer's needs.
- Simple service from the front.
- IPx4 water protection.
- Digital read-out keeps operator informed as to temperatures.
- State-of-the-art electronic controls with built-in programming, self-diagnostics for serviceability and automatic interior self-cleaning cycle.
- Unique temperature interlock guarantees required temperatures in both the wash and final rinse in case of emergency cold water feeding.
- Constant temperature of 84 °C throughout the rinsing cycle regardless of the network's water pressure and temperature.
- Double skinned insulated wall ensures a low noise level and a reduction in heat loss from the machine.
- High efficiency air gap (class A) in water inlet circuit to avoid water being siphoned back into the network as a result of a sudden drop in main pressures.
- Low noise level.
- Washing capacity of 40 baskets or 720 dishes per hour.
- Slanted wash arms to avoid detergent-filled wash water dropping on clean dishes after the rinsing phase, thus guaranteeing ideal washing results.
- Built-in atmospheric boiler sized to raise incoming water to 84 °C minimum for sanitizing rinse. No external booster is required.
- Solid double skinned counter-balance door with hurt-free handle fully in stainless steel.
- Built-in rinse aid and detergent dispenser with automatic initial and continuous cycle loading for perfect result while minimizing service and maintenance needs.
- Designed to clean and rinse delicate, high quality long stem glasses. Specific washing and rinsing conditions: washing temperature at 50-55°C lower than standard temperature of 55-65°C and longer rinsing time in cycle 2 and cycle 3.
- Special basket able to fit all types of long stem glasses, to improve performances when washing and rinsing the internal surface.
- Three phase or single phase electrical connection, convertible on-site.

**APPROVAL:** \_\_\_\_\_

## Construction

- Unit to feature smooth surfaces to facilitate cleaning.
- 304 stainless steel boiler with higher welding protection to increase resistance to corrosion.
- PVC water supply hose with metal connections resistant to high water pressure.
- Completely closed on the back by a cover plate.
- Element protection from dry fire and low water.
- Interchangeable wash/rinse arms screw out for simple clean up.
- The boiler drain facilitates the evacuation of stagnant water after long periods of inactivity to ensure a higher level of hygiene.
- Incorporated drain pump to control water level in wash tank draining.
- Large deep drawn wash tank and internal wash area with round corners and no pipes to avoid dirt built-up.
- Revolving Stainless steel wash/rinse arms above and below the basket.
- Large tank filter collects the soil to keep the wash water clean for a longer time and have better washing performance.
- Front panel, door, wash tank, tank filters, wash arms and rinse arms made in heavy duty anti-corrosive 304 AISI stainless steel.

• Pressure reducer for single tank dishwasher	PNC 864461	<input type="checkbox"/>
• Half size basket universal	PNC 864527	<input type="checkbox"/>
• Half size basket for plates	PNC 864528	<input type="checkbox"/>
• Half size basket for glasses	PNC 864529	<input type="checkbox"/>
• Kit 4 plastic boxes for cutlery - yellow	PNC 865574	<input type="checkbox"/>
• Basket for 18 dinner plates - yellow	PNC 867002	<input type="checkbox"/>
• Basket for 5 trays 530x325 mm - red, for undercounter (top level), utensil dishwashers, hood type, rack type	PNC 867006	<input type="checkbox"/>
• Basket for 48 small cups or 24 cups - blue	PNC 867007	<input type="checkbox"/>
• Wire basket for 12 plates up to 320 mm	PNC 867014	<input type="checkbox"/>
• Cover rack for small and light items (500x500 baskets)	PNC 867016	<input type="checkbox"/>
• Basket for long stem wine glasses	PNC 867019	<input type="checkbox"/>
• Basket for 16 vertical glasses (h 70 mm - diam 100 mm) - blue	PNC 867023	<input type="checkbox"/>
• Basket semi-professional 500x500x190mm	PNC 867024	<input type="checkbox"/>

## Sustainability



- Pre-arrangement for HACCP system implementation and Energy Management device.
- Unit to feature drain pump, rinse aid and detergent dispenser pumps.

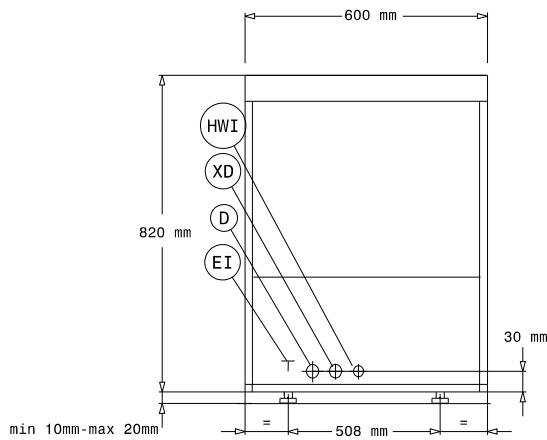
## Included Accessories

- 1 of Basket for 48 small cups or 24 cups - blue PNC 867007
- 1 of Basket for long stem wine glasses PNC 867019

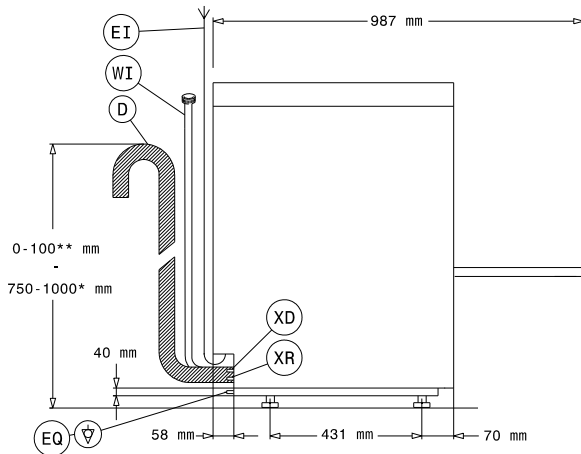
## Optional Accessories

- 8lt external automatic water softener PNC 860005 ☐
- 12lt external manual water softener PNC 860412 ☐
- Stand for undercounter dishwasher PNC 860418 ☐
- 20lt external manual water softener PNC 860430 ☐
- External detergent level probe kit PNC 864004 ☐
- External rinse aid level probe kit PNC 864005 ☐
- Kit 4 castors for double skin undercounter dishwashers PNC 864008 ☐
- Kit 4 flanged feet for undercounter dishwashers PNC 864009 ☐
- Stainless steel inlet hose kit PNC 864016 ☐
- Filter for partial demineralization PNC 864017 ☐
- External reverse osmosis filter for undercounter and hood type dishwashers with atmosphere boiler PNC 864026 ☐
- Kit to measure total and partial water hardness PNC 864050 ☐
- Yellow cutlery container PNC 864242 ☐
- Filter for total demineralization PNC 864367 ☐
- External reverse osmosis filter for single tank Dishwashers with atmosphere boiler and Ovens PNC 864388 ☐

Front



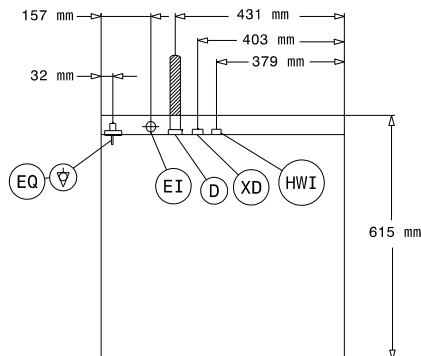
Side



\* With drain pump  
 \*\* Without drain pump

D = Drain  
 EI = Electrical inlet (power)  
 EO = Electrical Outlet  
 HWI = Hot water inlet  
 XD = Detergent connection  
 XR = Rinse aid connection

Top



### Electric

Supply voltage:	400 V/3N ph/50 Hz
Convertible to:	230V 3~; 230V 1N~
Default Installed Power:	6.85 kW
Boiler heating elements:	6 kW
Tank heating elements:	2 kW
Wash pump size:	0.736 kW

### Water:

Pressure, min-max:	0.5-7 bar
Water supply temperature*:	50 °C
Drain line size:	20.5mm
Inlet Water supply pressure:	7 - 102 psi (0.5 - 7 bar)
Washing tank capacity (lt):	23
Water consumption per cycle (lt):	/ 3.8
Boiler Capacity (lt):	12

### Key Information:

Wash temperature:	50-55°C
Cell dimensions - width:	500 mm
Cell dimensions - depth:	500 mm
Cell dimensions - height:	335 mm
Rinse temperature:	84 °C
External dimensions, Width:	600 mm
External dimensions, Depth:	615 mm
External dimensions, Height:	820 mm
Packaging size (WxDxH):	740x670x1020 mm
Baskets per hour:	40
Dishes per hour:	720
Program Cycle time:	90/113/173

### Sustainability

Noise level:	61 dBA
--------------	--------